


















Roosevelt University Athletics Survey

1. What women's sports would interest you as a spectator or athlete (check all that apply)?			Response Percent	Response Count
Basketball			67.1%	247
Cross country			17.7%	65
Golf			12.8%	47
Soccer			49.7%	183
Softball			46.7%	172
Tennis			41.3%	152
Track & field			34.8%	128
Volleyball			64.4%	237
Other (please specify)				75
			answered question	368
			skipped question	58





2. What men's sports would interest you as a spectator or athlete (check all that apply)?

		Response Percent	Response Count
Baseball		72.1%	272
Basketball		87.5%	330
Cross country		18.8%	71
Golf		18.6%	70
Soccer		51.5%	194
Tennis		31.0%	117
Track & field		38.5%	145
Other (please specify)			123
		answered question	377
		skipped question	49








3. Were you an athlete in high school and/or at another college or university?

		Response Percent	Response Count
No		37.9%	159
Yes		62.1%	260
If yes, please indicate what sport(s) you played:			236
		answered question	419
		skipped question	7



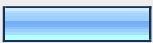


4. If you were an athlete in high school and/or another college or university, why did you choose to attend a university without an athletic program (check all that apply)?

		Response Percent	Response Count
Didn't want to participate in collegiate athletics		21.6%	58
Roosevelt was the best fit for me		49.1%	132
Didn't have time to participant in collegiate athletics		24.9%	67
Roosevelt offered the academic program I wanted		55.4%	149
Other (please specify)			54
		answered question	269
		skipped question	157




5. How would an intercollegiate athletic program benefit Roosevelt University (check all that apply)?





		Response Percent	Response Count
Enhance spirit and pride in the university		88.6%	350
Provide better recreational opportunities and facilities for students		74.7%	295
Create a more traditional university environment		75.2%	297
Expand the size of the student body		59.5%	235
Improve campus life and activities for students		75.2%	297
Promote Roosevelt in the community		76.5%	302
Develop supporting activities such as cheerleading and a pep band		48.1%	190
Other (please specify)			45
		answered question	395






6. How important is having an intercollegiate athletic program at Roosevelt University?




		Response Percent	Response Count
Very important		32.5%	138
Important		30.7%	130
Fairly important		15.8%	67
Slightly important		8.7%	37
Not important		12.3%	52
		answered question	424
		skipped question	2




7. Should Roosevelt University implement an intercollegiate athletic program?



		Response Percent	Response Count
Yes		78.8%	331
No		8.6%	36
Not sure		12.6%	53
		Why or why not?	131
		answered question	420
		skipped question	6

8. Your primary campus:			Response Percent	Response Count
Chicago			62.3%	263
Schaumburg			34.1%	144
Online			3.3%	14
Other/external location			0.2%	1
			answered question	422
			skipped question	4

9. Your age:			Response Percent	Response Count
21 or younger			26.2%	111
21-25			33.0%	140
26-35			23.6%	100
36-45			9.9%	42
46 or older			7.3%	31
			answered question	424
			skipped question	2

10. Your gender:			Response Percent	Response Count
Female			57.2%	241
Male			42.5%	179
Transgendered			0.2%	1
			answered question	421
			skipped question	5

11. Your academic level:			Response Percent	Response Count
Undergraduate			68.8%	291
Graduate/Doctoral			30.5%	129
Student-at-Large			0.7%	3
			answered question	423
			skipped question	3

12. Your class load:			Response Percent	Response Count
Part-time student			30.0%	126
Full-time student			70.0%	294
			answered question	420
			skipped question	6