



Metrics of Summer 2017 Momentum Students at the Alamo Colleges District

This research brief examines the success of students participating in the Summer 2017 Momentum Program as compared to students who did not participate.

Figure 1. Percentage of Summer 2017 Students Participating in the Summer Momentum Program

In Summer 2017, of the total 21,504 unduplicated students enrolled, 7,256 students (33.7 %) participated in the Summer Momentum Program.

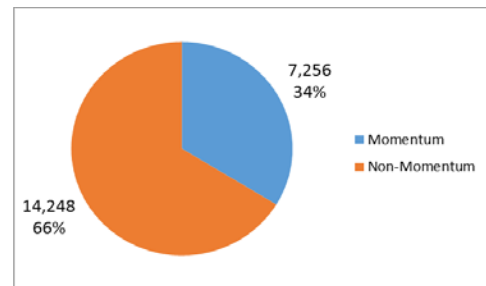


Figure 2. Average Semester Credit Hours (SCH) Attempted and Earned for Summer 2017 Momentum vs. Non-Momentum Students

Across the Alamo Colleges, Summer Momentum Students attempted an average of 6.3 semester credit hours and earned 5.7. In comparison Non-Momentum students attempted 5.6 semester credit hours and earned 4.9.

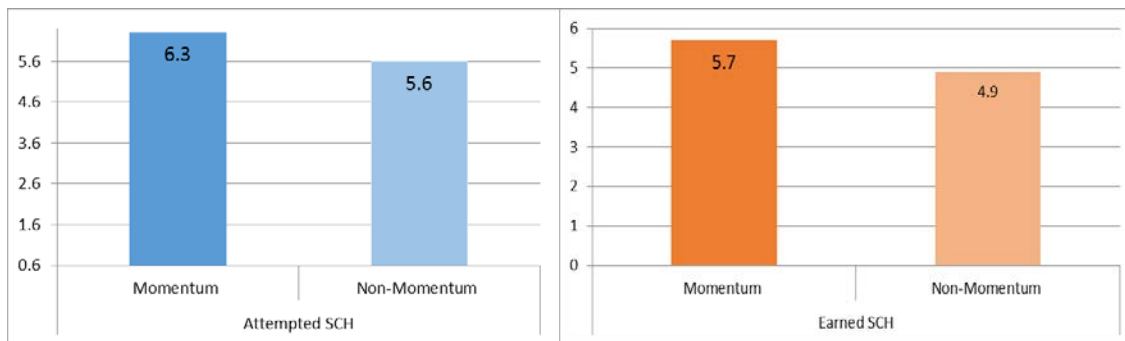


Figure 3. Summer 2017 Mean Term GPA of Momentum Students vs. Non-Momentum Students

The data below show that Summer Momentum students earned a slightly higher term GPA than did Non-Momentum students at each of the colleges and across the district.

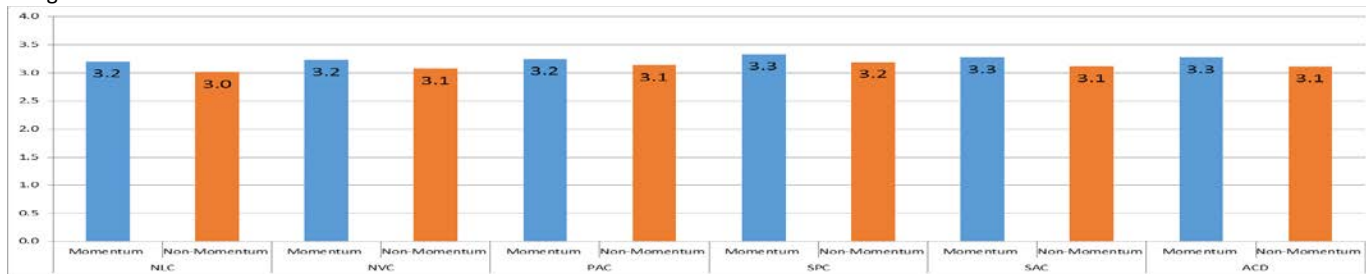
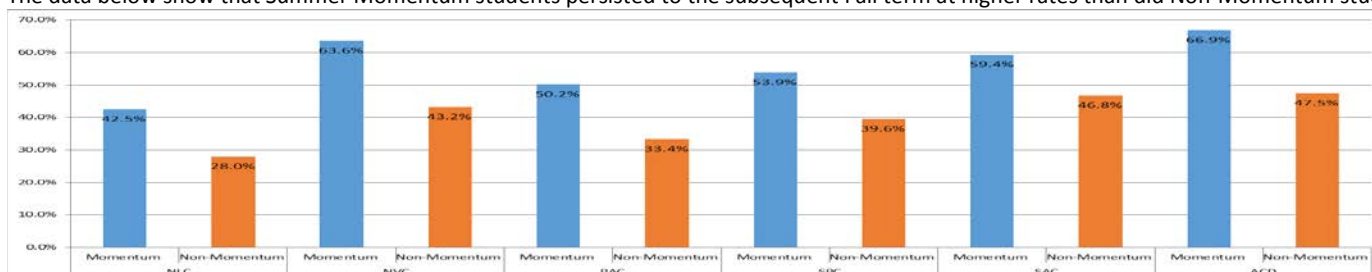


Figure 4. Persistence of Summer 2017 Momentum vs. Non-Momentum Students to the Subsequent Fall Semester*

The data below show that Summer Momentum students persisted to the subsequent Fall term at higher rates than did Non-Momentum students.



*Preliminary- Fall data not certified at this time.